

# winsted



VUE

# PRODUCT FEATURES



## ERGONOMIC MONITOR MOUNTS

Provide the ultimate in adjustability and sightline optimization.

## VERSA-TRAK

Mounting system allows infinite adjustability for monitor arms.

## MODERN DESIGN

Open and closed base versions offer unmatched design possibilities.

## MULTI SURFACES

Work surface options include MDF and compact laminate. Single and dual work surface models provide the ideal workspace for any operator.

## TOTAL ACCESS CABLE MANAGEMENT

Ample cable management is well-designed, convenient and easy to access.

## HEIGHT ADJUSTABLE

Stationary and sit/stand models to accommodate any control room configuration.

## SOFT TOUCH LOCKING DOORS

Extra-sturdy to support a CPU shelf or file/storage bin.

## ACCESSORY PACKAGES

Pre-configured for Security, Command & Control, Process Control, Traffic Management, Broadcast and PSAP. Custom configurations available for other applications.







**VUE-C OPEN BASE**



**VUE-C 90" STATIONARY**



**VUE-C 75" SIT/STAND**





**OPEN BASE**



**CLOSED BASE**



**VUE-L 59" SIT/STAND OR STATIONARY**





VUE-L 59" & VUE-C 90"



OPEN AND CLOSED BASE



OPEN BASE





**VUE-C CLOSED BASE**



**VUE-C 99" SINGLE-SURFACE**



**VUE-C 75" DUAL-SURFACE**





**OPEN BASE**



**CLOSED BASE**

**VUE-L 59" & 83" WITH ACOUSTICAL PANEL**



# VUE-L VARIANTS

Dual-Surface Sit/Stand

Single-Surface Sit/Stand


Single-Surface  
Stationary

Vue-L 59" Open Base

Vue-L 59" Closed Base

Vue-L 83" Open Base

Vue-L 83" Closed Base





# VUE-C VARIANTS

Dual Surface Sit/Stand

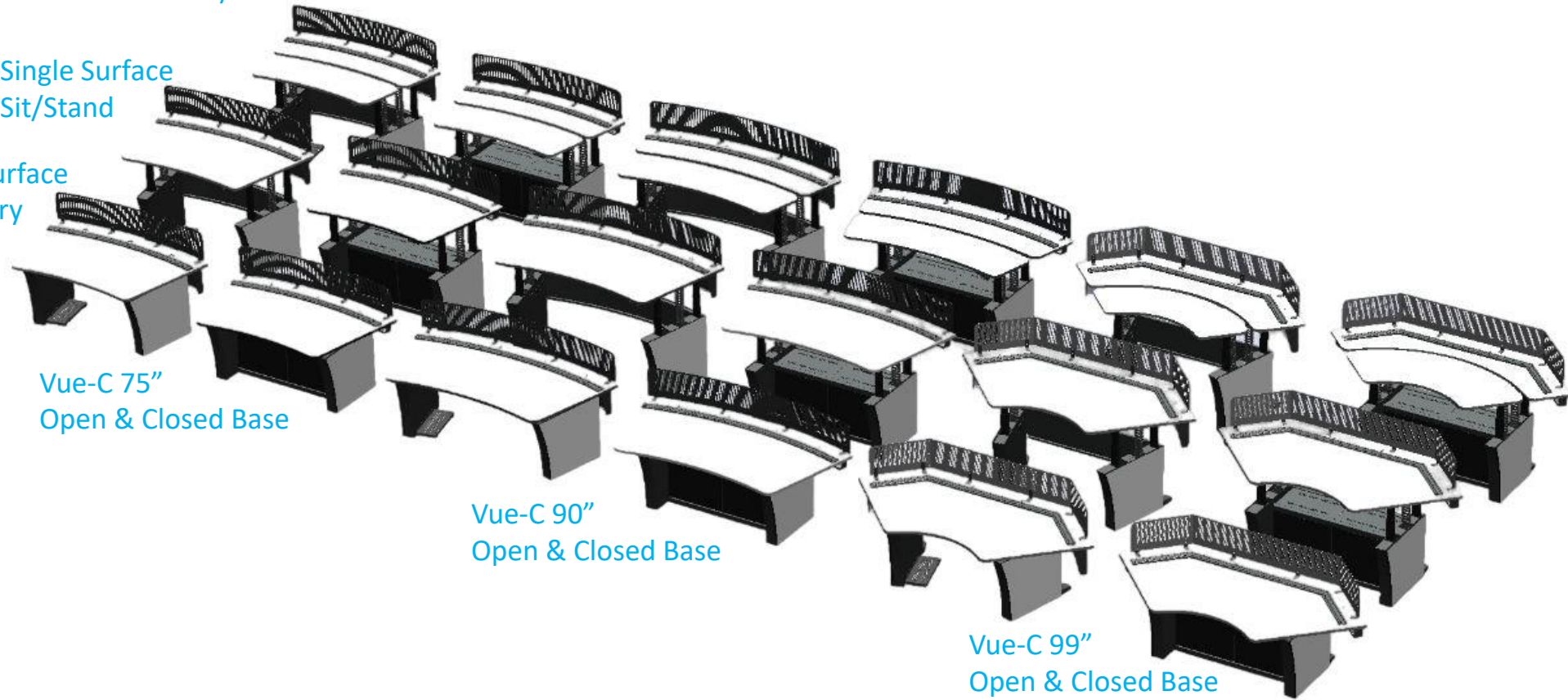
Single Surface  
Sit/Stand

Single Surface  
Stationary

Vue-C 75"  
Open & Closed Base

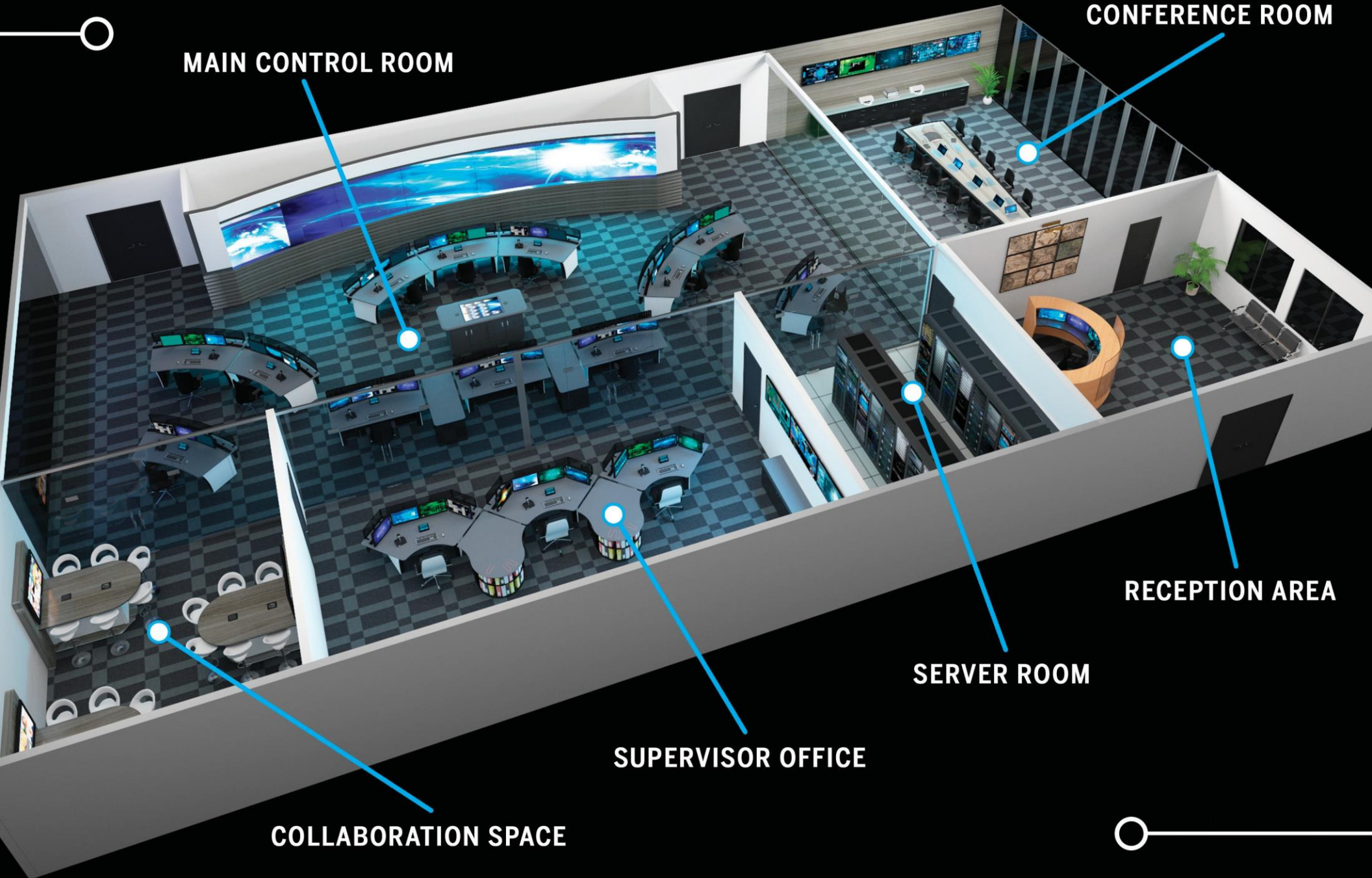
Vue-C 90"  
Open & Closed Base

Vue-C 99"  
Open & Closed Base





# CONTROL ROOMS & MORE!



MAIN CONTROL ROOM

CONFERENCE ROOM

RECEPTION AREA

SERVER ROOM

SUPERVISOR OFFICE

COLLABORATION SPACE



# WORK SURFACE OPTIONS



## SAFEGUARD EDGE

- Durable high-pressure plastic laminate surface
- Optional textures and gloss levels available
- Easy to clean and maintain
- Safeguard Edge provides exceptional durability
- Black PVC Edge



## COMFORT EDGE

- Permanently bonded black urethane creates a long-lasting, water-tight seam with a smooth matte finish
- Ergonomic profile provides comfort and reduces the risk of injury
- Antibacterial and anti fungal additives promote a healthy work environment
- UV resistant urethane will not change color or deteriorate over time
- Suitable for the most demanding 24/7 control room operation



## COMPACT LAMINATE

- A very durable material that is widely used in commercial installations
- Low-maintenance, stain-repellent material that needs minimal cleaning
- Non-toxic, non-polluting and completely hygienic
- Moisture-proof, waterproof and mildew resistant
- Anti-static, antibacterial and UV resistant
- Contemporary design aesthetic



## SOLID SURFACE

- Easy to clean and stain-resistant because liquid cannot penetrate its surface
- Durability and renewability with common abrasive cleaners reduce the need for replacement, which makes it inherently environmentally friendly
- Joints are unobtrusive and impermeable with a seamless appearance
- Colors and patterns penetrate through the surface and cannot wear away
- Hygienic nonporous surface that is inert, non-toxic, and chemically unreactive
- Hypoallergenic and fire-resistant



# TECHNICAL FURNITURE



**TECHNOLOGY CREDENZAS**



**RADIAL CREDENZAS**



**LINEAR PENINSULAS**



**ANGLED PENINSULAS**



# HIGH PERFORMANCE SEATING

## CONCEPT SEATING

- Durability for Constant Usage
- High Weight Capacity
- Comfort for Long Periods of Sitting
- 24/7 Testing
- Warranty
  - » 10-year on seat pan
  - » 6-year on all other parts
  - » 2-year free shipping on parts

